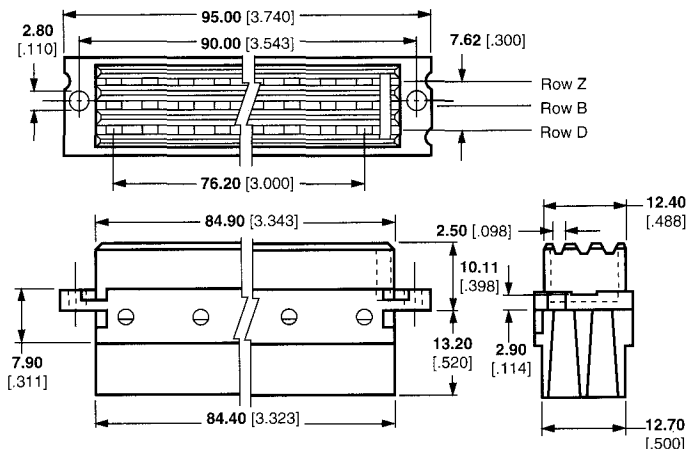
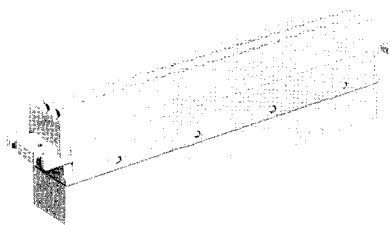


**Type F Vertical Receptacle Housings for Crimp Snap-In Receptacle Contacts**



**Material**

**Housing** — Glass filled polymer

**Related Product Data**

**DIN Performance Levels** — Page 6

**Performance Specifications** — Page 8

**Mateable Connectors** — Pages 36, 39

**Accessories** — Pages 66, 67

**Application Tooling** — See below

**Technical Documents** — Page 74:

DIN Specification 41612

IEC Specification 60603-2

Instruction Sheet 408-042-140

**Standard Size**

Number of Positions	Part Number
48	166569-1
	1-166569-0*

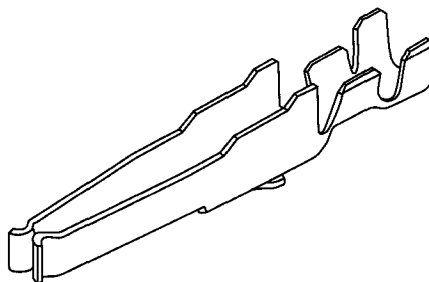
\* Variable printing, see customer drawings.

Type F Assemblies

**Crimp Snap-In Contacts**

**Material**

**Contacts** — Copper alloy



**Hand Tool**

**Part Number 169480-1**

**Extraction Tool**

**Part Number 658033-1**

Wire Size Range		Insulation Diameter	DIN Levels	Part Number	
mm <sup>2</sup>	AWG			Strip Form*	Loose Piece
0.05-0.15	30-26	0.30-0.70 .012-.028	II	166459-3	—
0.12-0.6	26-20	1.10-1.80 .043-.071	II	166460-3	166632-2
0.8-1.4	18-16	2.00-2.50 .079-.098	II	166461-3	—
			III	166461-4	—

\* Strip form, 5,000 pieces per reel. For automatic tooling recommendation; consult Tyco Electronics at the numbers listed below.